

FEATURES :

- 7PIN SIP Package
- High Efficiency up to 85%
- Output Continuous Short Circuit Protection
- Unregulated Output Types
- Internal SMD Construction
- Industry Standard Pinout
- Operating Temperature:-40°C TO +105°C

Specifications typical at TA=25°C, nominal input voltage and rated output current unless otherwise specified

Part Number	Output Voltage	Output Current	Ripple & Noise (mVp-p)		Efficiency
	Vdc	mA	Typ	Max	%TYP
12DB-05S05N2W	5	400	60	100	80
12DB-05S09N2W	9	222	60	100	82
12DB-05S12N2W	12	167	60	100	82
12DB-05S15N2W	15	133	60	100	82
12DB-12S05N2W	5	400	60	100	82
12DB-12S09N2W	9	222	60	100	82
12DB-12S12N2W	12	167	60	100	84
12DB-12S15N2W	15	133	60	100	84
12DB-15S05N2W	5	400	60	100	80
12DB-15S09N2W	9	222	60	100	82
12DB-15S12N2W	12	167	60	100	83
12DB-15S15N2W	15	133	60	100	83
12DB-24S05N2W	5	400	60	100	82
12DB-24S09N2W	9	222	60	100	84
12DB-24S12N2W	12	167	60	100	84
12DB-24S15N2W	15	133	60	100	84
12DB-24S24N2W	24	84	60	100	85
12DB-05D05N2W	±5	±200	60	100	80
12DB-05D09N2W	±9	±111	60	100	82
12DB-05D12N2W	±12	±84	60	100	82
12DB-05D15N2W	±15	±67	60	100	82
12DB-12D05N2W	±5	±200	60	100	82
12DB-12D09N2W	±9	±111	60	100	84
12DB-12D12N2W	±12	±84	60	100	84
12DB-12D15N2W	±15	±67	60	100	84
12DB-15D05N2W	±5	±200	60	100	80
12DB-15D09N2W	±9	±111	60	100	82
12DB-15D12N2W	±12	±84	60	100	83
12DB-15D15N2W	±15	±67	60	100	83
12DB-24D05N2W	±5	±200	60	100	82
12DB-24D09N2W	±9	±111	60	100	78
12DB-24D12N2W	±12	±84	60	100	78
12DB-24D15N2W	±15	±67	60	100	80

Input Specifications

Parameters	Conditions	Min	Typ	Max	Units
Voltage Tolerance	Vo,Io Nom			±10	%
Filter	Capacitor				



DC-DC Converter


12DB-2W SERIES

2Watt

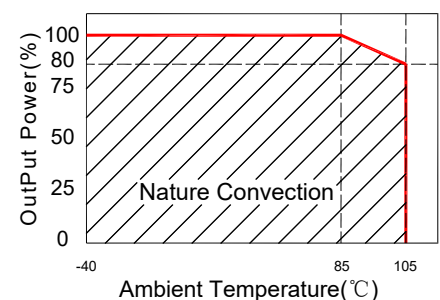
3KV Isolated

Single & Dual Output

SIP7



Temperature Derating Graph



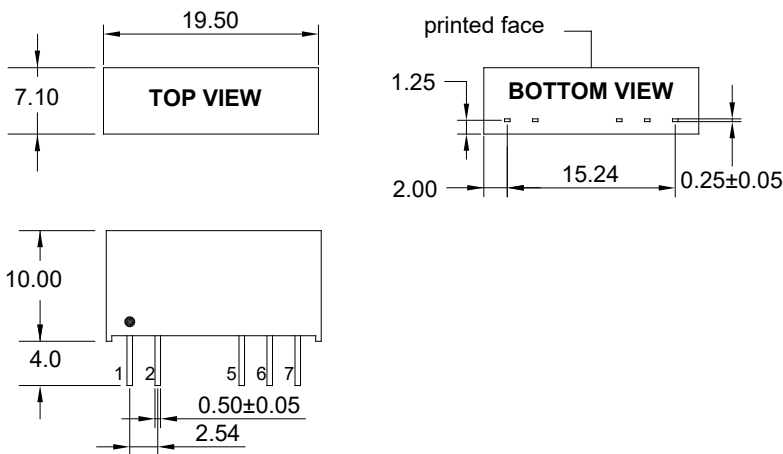
Output Specifications

Parameters	Conditions	Min	Typ	Max	Units
Voltage Tolerance	100% full load			±5	%
Short Circuit Protection	Continuous				
Line Regulation	For 1.0% OF Vin		1.2		%
Load Regulation	5V,9V (10% To 100% F.L)			15	%
Load Regulation	12~24V (10% To 100% F.L)			10	%
Load Regulation	±5V,±9V (10% To 100% F.L)			15	%
Load Regulation	±12V~±24V (10% To 100% F.L)			10	%

General Specifications

Parameters	Conditions	Min	Typ	Max	Units
Isolation Resistance	500Vdc	1000			MΩ
Switching Frequency	Full load, nominal input		100		KHz
Operating Temperature		-40		+105	°C
Storage Temperature		-55		+125	°C
Humidity	Non Condensing			95	%
Cooling	Free air Convection				
Case material	DAP				
MTBF	MIL-HDBK-217F@25°C	3500000			Hours
Weight			2.7		g
Dimensions			19.5x7.1x10.0		mm

Markings and Dimensions



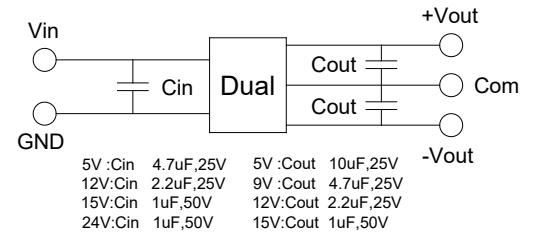
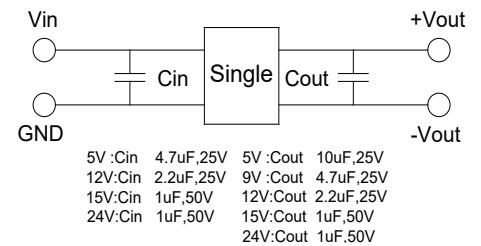
Unit: mm Unless otherwise specified, all tolerances are ±0.25

Part Number

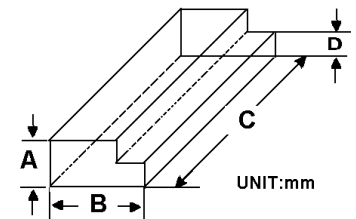
12DB - 05 S 05 N 2W
A B C D E F

- A:Series
- B:Input Voltage
- C:Single(S)Dual(D)
- D:Output Voltage
- E:Unregulated(N)
- F:Output Power

Recommended Test Circuit



Packaging



Size (mm)			
A	B	C	D
9.50	16.5	522	5.0

PIN Connection

PIN	1	2	5	6	7
Single	+Vin	-Vin	-Vout	No Pin	+Vout
Dual	+Vin	-Vin	-Vout	Com	+Vout

