

FEATURES :

- 10 Watt Package
- 2:1Wide Input Voltage
- 100% Burned In
- High Efficiency to 86%
- Customized Solutions Available
- Remote Control: On/Off
- UL94V-0 Package Material
- Operating Temperature:-40°C to +87°C
- 3 Years Warranty

Specifications typical at TA=25°C, nominal input voltage and rated output current unless otherwise specified

Part Number	Input Voltage	Input Current (mA TYP)		Output Voltage	Output Current	Efficiency	Capacitor Load
	Vdc	No-Load	Full Load	Vdc	Full Load (mA)	%TYP	uF MAX
61D-12S03R3	9-18	70	994	3.3	3000	83	1500
61D-12S05R3	9-18	70	980	5	2000	85	1500
61D-12S12R3	9-18	30	971	12	835	86	120
61D-12S15R3	9-18	30	967	15	665	86	120
61D-12D05R3	9-18	70	1004	±5	±1000	83	±1000
61D-12D12R3	9-18	30	972	±12	±418	86	±120
61D-12D15R3	9-18	30	968	±15	±333	86	±120
61D-24S03R3	18-36	70	497	3.3	3000	83	3300
61D-24S05R3	18-36	70	490	5	2000	85	3300
61D-24S12R3	18-36	30	485	12	835	86	330
61D-24S15R3	18-36	30	483	15	665	86	330
61D-24D05R3	18-36	70	502	±5	±1000	83	±2000
61D-24D12R3	18-36	30	486	±12	±418	86	±330
61D-24D15R3	18-36	30	484	±15	±333	86	±330
61D-48S03R3	36-75	40	248	3.3	3000	83	5600
61D-48S05R3	36-75	40	245	5	2000	85	5600
61D-48S12R3	36-75	30	243	12	835	86	680
61D-48S15R3	36-75	30	242	15	665	86	680
61D-48D05R3	36-75	40	251	±5	±1000	83	±3300
61D-48D12R3	36-75	30	243	±12	±418	86	±220
61D-48D15R3	36-75	30	242	±15	±333	86	±220

Input Specifications

Parameters	Conditions	Min	Typ	Max	Units
Voltage Types				2:1	
Filter	Pi TYPE				

YUAN DEAN SCIENTIFIC



DC-DC Converter

61D-R3 SERIES

10Watt 1.5KV Isolated

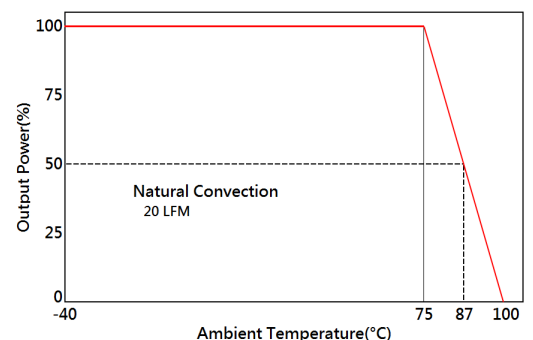
2 : 1 Input Voltage Range

Single & Dual Output

2" x 1"



Temperature Derating Graph



www.yds.com.tw



TEL : 886-6-3842899 FAX : 886-6-3843288
E-MAIL : ydsweb@yds.com.tw

Rev: 0 2018/10/31

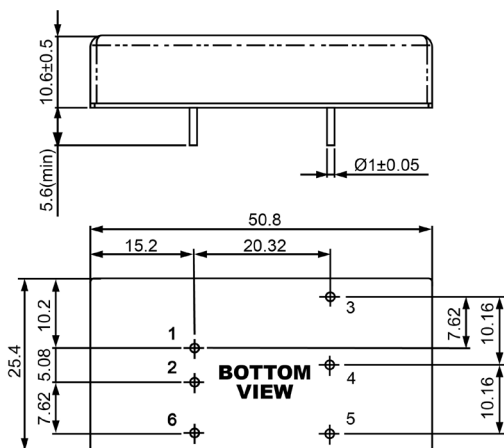
Output Specifications

Parameters	Conditions	Min	Typ	Max	Units
Voltage Tolerance	Full load @Vin(nom.)			±2	%
Short Circuit Protection	Hiccup, automatic recovery				
Line Regulation				±0.5	%
Load Regulation	Single			±0.5	%
	Dual (Balance Load)			±1.0	%
Cross Regulation	DUAL (25% to 100%)			±5	%
Ripple & Noise	Output:3-15V TYPES BW=DC To 20MHZ			100	mVp-p
	Output > 15V TYPES BW=DC To 20MHZ			1% of Vout	mVp-p
Transient response setting time	25% load step change		300		us

General Specifications

Parameters	Conditions	Min	Typ	Max	Units
Isolation Voltage			1500		Vdc
Isolation Resistance	500Vdc	1000			MΩ
Switching Frequency			300		KHz
Operating Temperature	With derating	-40		87	°C
Storage Temperature		-55		125	°C
Humidity	Non Condensing	5		95	%
Cooling	Natural Convection (20LFM)				
Case material	Nickel Coated with Non-Conductive Base				
MTBF	MIL-HDBK-217F @25°C	3.342x10 ⁶			Hours
Weight			32.6		g
Dimensions		50.8x25.4x10.6			mm

Dimensions



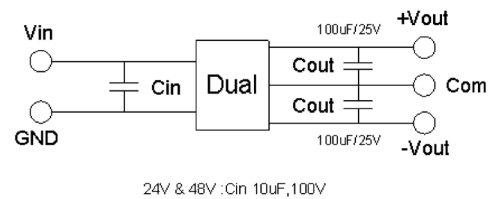
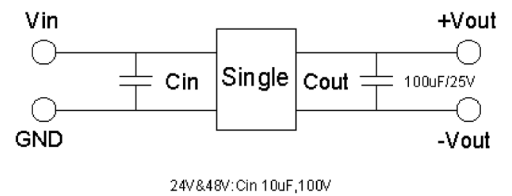
UNIT : mm
Tolerances : XX.X ±0.5, XX.XX±0.25

Part Number

61D - 12 S 03 R 3
A B C D E F

- A: Series
- B: Input Voltage
- C: Single Output(S), Dual (D)
- D: Output Voltage
- E: Regulated(R)
- F: Package

Recommended Test Circuit



PIN Assignment

Pin	1	2	3	4	5	6
Single	+Vin	-Vin	+Vout	Trim	-Vout	Remote On/Off
Dual	+Vin	-Vin	+Vout	Com	-Vout	Remote On/Off

